

GE Healthcare

Core health.

It's vital.

CoreScan application:
Dedicated to quantifying
visceral fat.




The need for knowledge.

Today, there's an urgent need to know more about the links between visceral adipose tissue (VAT), obesity, and the metabolic diseases affecting millions worldwide. That requires credible VAT measurement data. Accurate. Reproducible. Practical. A new standard. **It's here.**

Introducing CoreScan.*

Available on Prodigy* and Lunar iDXA* platforms, CoreScan software is the first application to quantify VAT using DXA technology — giving you a more in-depth view of body composition. CoreScan helps you advance clinical knowledge and improve disease assessment and management. And lead the way to a healthier, more vital future.



Accurate.

CoreScan software measures up.

The CoreScan application features an exclusive GE Healthcare algorithm that uses data from the Lunar iDXA and Prodigy body composition systems. Accuracy just got easier—with a validated data system you can trust.

- ▶ Excellent correlation with CT, as shown in a study at Oregon Health & Science University¹
- ▶ Distinction between VAT and subcutaneous fat, using geometric calculations and attenuation measurements



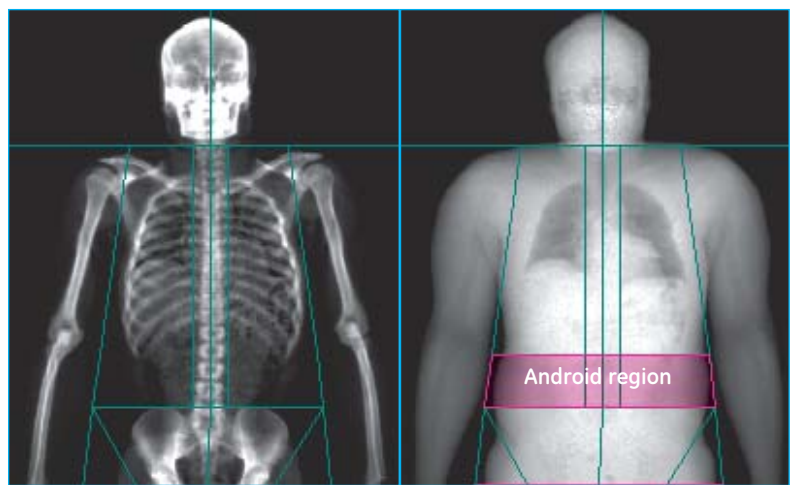
Reproducible.

A new standard is here.

Leading the way to successful research and treatment begins with credible data: reproducible results from a validated method. CoreScan software sets a new standard for VAT measurement. It can help you predict patient risk, assess treatment approaches, and compare patients within your practice or study.

- ▶ Standardized region of measurement uses individual patient skeletal measurements to determine the region
- ▶ The android region (below the rib cage) is typically where VAT deposits accumulate, making it highly relevant for measuring VAT
- ▶ CoreScan automatically defines the android region on each patient, designed to avoid variance between clinicians, machines, or research sites

CoreScan software provides a detailed view of the android region's composition—taking you well beyond alternative crude measures. Developed by GE Healthcare, android region measurement provides accessible, clinically validated data to support research and treatment of obesity-related conditions.

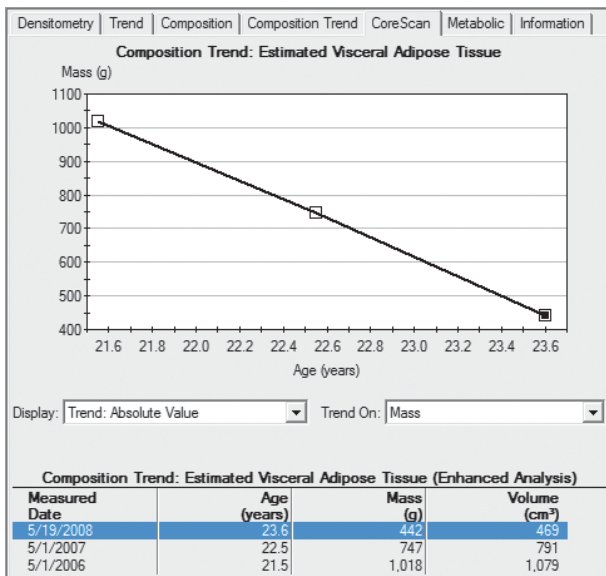


Practical.

Made more accessible.

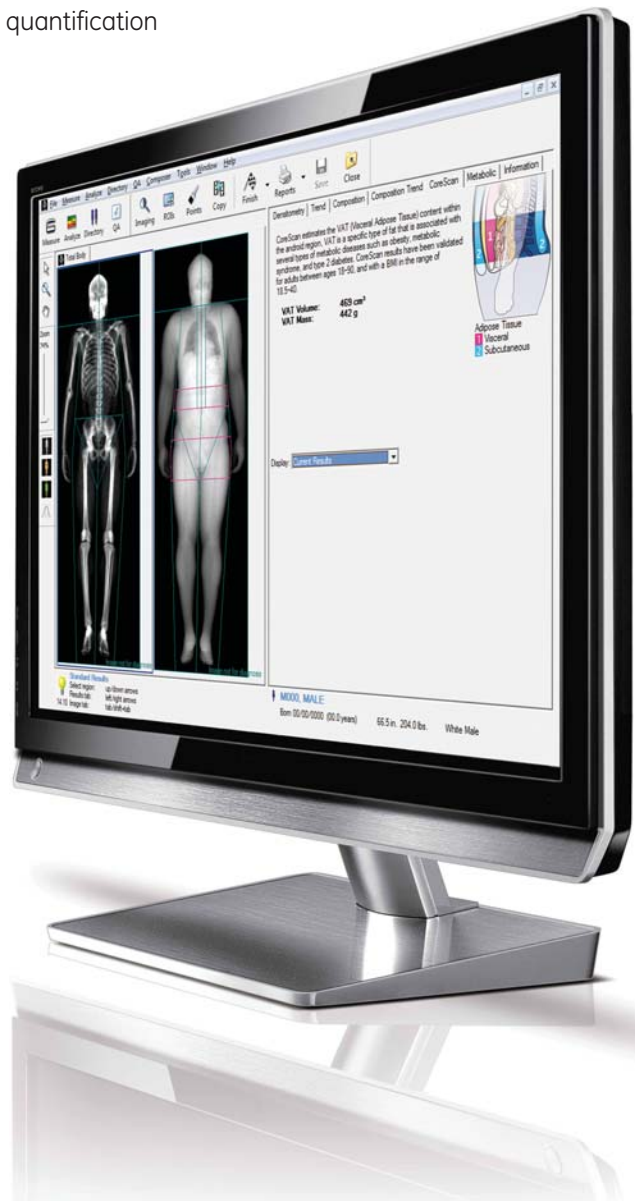
The CoreScan application puts accurate VAT quantification within reach—opening new possibilities for clinicians and researchers. It is fast and easy, whether assessing individual patients or performing large clinical studies.

- ▶ Algorithm processing is automated, designed for consistent, fast, accurate results
- ▶ Results are displayed in terms of volume and mass for easy comparison and study across patient populations
- ▶ CoreScan software is intuitive—results are analyzed and displayed in just a few clicks
- ▶ VAT results are processed along with the total body composition analysis, avoiding the need for a separate image acquisition
- ▶ Can reanalyze previously acquired DXA total body scans for VAT quantification
- ▶ Very low dose (exposure is less than the equivalent of one day's natural background radiation)²



Simple reporting and trending to track changes over time.

- ▶ **Contact your GE Healthcare representative for more information about the CoreScan application for Lunar iDXA and Prodigy* platforms.**



©2012 General Electric Company – All rights reserved.

GE and GE Monogram are trademarks of General Electric Company.

GE Healthcare, a division of General Electric Company

* Trademark of General Electric Company.

1. Kaul S, Rothney MP, Peters DM, Wacker WK, Davis CE, Shapiro MD, Ergun DL. 2012 Dual-Energy X-Ray Absorptiometry for Quantification of Visceral Fat. Obesity (Silver Spring). 2012 Jun;20(6):1313-8.
2. CRP Publication 60, 1990 Recommendations of the International Commission on Radiological Protection, published in Annals of the ICRP 1991; 21:No. 1-3.

**Lunar Product Division:
Americas**

GE Healthcare Lunar
Global Headquarters
PO Box 7550
Madison, WI 53707-7550
T: +1-800-535-7339
F: +1-608-223-2482

Europe, Middle-East & Africa

GE Healthcare Lunar
Pollards Wood
Nightingales Lane
Chalfont St Giles
Buckinghamshire, UK
HP8 4SP
info.lunar@ge.com

Asia & Pacific

GE Healthcare Lunar
3/F GE China Technology Park
No. 1 Hua Tuo Road
Shanghai 201203, China
T: +86-21-38777888 (Ext. 60128 or 60480)
F: +86-21-38777451

About GE Healthcare:

GE Healthcare provides transformational medical technologies and services that are shaping a new age of patient care. Our broad expertise in medical imaging and information technologies, medical diagnostics, patient monitoring systems, drug discovery, biopharmaceutical manufacturing technologies, performance improvement and performance solutions services help our customers to deliver better care to more people around the world at a lower cost. In addition, we partner with healthcare leaders, striving to leverage the global policy change necessary to implement a successful shift to sustainable healthcare systems.

Our "**healthymagination**" vision for the future invites the world to join us on our journey as we continuously develop innovations focused on reducing costs, increasing access and improving quality around the world. Headquartered in the United Kingdom, GE Healthcare is a unit of General Electric Company (NYSE: GE). Worldwide, GE Healthcare employees are committed to serving healthcare professionals and their patients in more than 100 countries. For more information about GE Healthcare, visit our website at www.gehealthcare.com.

To receive Lunar News online, please register for **SmartMail**. Go to www.gehealthcare.com/company/smartmail.html and register to automatically receive the newsletter.

www.gehealthcare.com



imagination at work